

# Ranger® 305D

## 300 Amp DC Diesel Engine Driven Welder

The Ranger 305D is a powerful stick, TIG, and wire welding engine driven welder that is ready for all day, everyday performance on construction, maintenance or pipe applications. Rugged and dependable, the Ranger 305D is built with a totally enclosed case for maximum protection; Lincoln's *ST* Chopper Technology™ for an arc operators appreciate; and a 12 gallon fuel tank that will last you through the entire day. Lincoln's Ranger 305D ... it's ready for a workout.



### Output



### Input



### Processes

Stick, TIG, MIG, Flux-Cored, Gouging

### Advantage Lincoln

#### • Diesel Engine-Driven Welder

- A powerful 300 amp DC CC/CV diesel engine-driven welder. All rated outputs at 100% duty cycle 104°F (40°C).

#### • Multi-Process Welding

- Excellent DC multi-process welding for general purpose stick, downhill pipe (stick), TIG, cored-wire, MIG (CO<sub>2</sub> and blended gas) and arc gouging.

#### • Digital Weld Meters

- Digital weld meters for amps and volts makes it easy to precisely pre-set your procedures and monitor actual welding output.

#### • Superior Arc Performance

- Lincoln's *ST* Chopper Technology provides easy starts, a smooth arc, low spatter and excellent bead appearance.

#### • Plenty of AC Generator Power

- A portable powerhouse – delivers 10,000 watts peak (9,500 watts continuous) of 120V/240V AC generator power. Enough power to run lights, tools, and weld at the same time!

#### • Skewed Rotor Design

- Skewed rotor design provides AC power waveshape suitable for operating Lincoln Pro-Cut® plasma cutters and inverter power sources. Lincoln was first in the welding industry with this feature.

#### • One-Pak™ Package

- Convenient way to order a welding system. See inside.

#### • Three-Year Warranty


- Three-year Lincoln warranty on welder (engine is warranted separately by the engine manufacturer).

### TECHNICAL SPECIFICATIONS

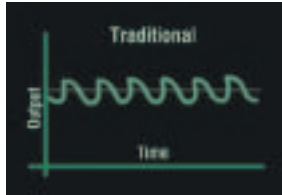
Product Name	Rated Output Current/Voltage/Duty Cycle	Output Range	Engine Model	No. of Cyl.	HP & Speed (rpm)	Dimensions H x W x D inches (mm)	Net Weight lbs. (kg)
Ranger 305D	305A DC CC/29V/100% 300A DC CV/29V/100%	20-305A DC 40-300A Pipe 20-250A DC TIG 14-29V CV 10,000 watts peak 9,500 watts continuous	Kubota D722 Diesel	3	18.8 @ 3600	35.8 x 21.5 x 52.3 (909 x 546 x 1327)	698 (317)

**PERFORMANCE**

**Welding Performance**


- Provides superior DC arc welding performance for stick, TIG, cored-wire, MIG and arc gouging.
- Lincoln  Chopper Technology.


**WHAT IS CHOPPER TECHNOLOGY?**



Traditional weld control is more variable around the desired output.



 Chopper Technology delivers extremely fast response for tighter output control.

Patented and award-winning Lincoln  Chopper Technology delivers superior DC arc welding performance for general purpose stick, Downhill Pipe, DC TIG, MIG, cored-wire and arc gouging.

Benefits of Chopper Technology include:

- Easy arc starting
- Smooth arc action
- Low spatter levels
- Excellent bead appearance

- CC-Stick mode is optimized for general purpose stick using E7018 low hydrogen electrode.
- Downhill Pipe welding mode excellent for cellulosic electrodes, such as Fleetweld® 5P+. Fast travel speeds, especially on fill passes. Arc control adjustment for a softer, buttery arc, or a more forceful, digging arc.
- Arc force control provides a soft or more forceful digging arc in CC-stick or downhill pipe mode and inductance/pinch control in CV wire mode.
- Built-in “hot” start for easier starts and restrikes minimizing the electrode “sticking” to the work.

- Arc gouging with up to 3/16” carbons.
- Touch-Start DC TIG™ – lift tungsten to start the arc.

**WHAT IS TOUCH-START™ TIG?**

Touch-Start™ TIG uses a very low voltage to sense when the tip of the tungsten electrode is touched to the work piece. When this occurs, a complete circuit is established. When the tungsten is then raised from the work piece, the circuit senses a change in voltage and initiates the appropriate welding current and voltage to support the TIG welding process.

Enjoy the added benefits of Lincoln’s Touch-Start TIG when DC TIG welding. Not only do you avoid tungsten contamination when arc starting, but you also don’t need extra high frequency equipment. Voltage sensing output stops the arc when the torch is lifted at the end of the weld – increased operator appeal.

**AC Generator Performance**

- Two 120V 20A GFCI (ground fault circuit interrupter) duplex receptacles with weather resistant covers. Circuit breaker protection for, among tools, up to 9” grinder.
- Up to 40 amps at 240V from the 120V/240V receptacle with weather resistant covers. Circuit breaker protection.
- Maximum generator power (while not welding) is available at any weld dial setting.
- Skewed rotor design provides AC power waveshape suitable for operating Lincoln Pro-Cut® plasma cutters and inverter power sources.

**SIMULTANEOUS WELDING AND POWER LOADS**

Welding Output (Amps)	Continuous Power (Watts)
300	None
250	2,300
200	4,200
150	5,600
100	7,100
0	9,500

**FEATURES**

- Simple Controls - Keep training time to a minimum with the straightforward control panel of the Ranger 305D. The flip-down control panel door keeps less frequently used controls out of the way.
- Single, full-range output control dial. No confusion with taps and controls!
- 4 welding modes: CC-Stick, Downhill Pipe, CV-Wire, and Touch-Start TIG™.
- Dual digital output meters for presetting weld amps for stick, TIG or downhill pipe modes, or voltage for CV wire mode. Also displays actual outputs while welding. Memory feature holds output readings for 7 seconds after welding stops for viewing by the operator.
- Output at welding terminals controlled by electronic contactor. Can be switched to “On”, or to “Remotely Controlled”.
- Remote is auto-activated when plugged into a 6-pin connector.

- Compatible with many Lincoln wire feeders including the LN-15, LN-25, LN-23P, LF-72, LF-74, LN-7, LN-7 GMA, LN-742, LN-8, and Cobramatic™ wire feeders, Magnum SG and Prince Spool Guns.
- Wire feed voltmeter switch matches polarity of wire feeder volt meter to polarity of electrode.
- Top-of-the-line water-cooled Kubota® 18.8HP D722 diesel engine.
- Fully enclosed case for equipment protection and low noise. Lower noise than partially-enclosed welders of comparable size. You can hear the difference! Noise at rated load:
  - 104.2 dB sound power (Lwa)
  - 80.6 dBA sound level at 23 ft. (7m)
- Glow plugs for rapid starting down to 5°F (-15°C).
- Electric fuel pump and automatic air-bleed system virtually eliminates manual air bleeding if fuel tank is run dry. Activated when glow plug button is pressed.

**FEATURES CONT.**

- Engine closed breather system keeps engine compartment clean! Eliminates oil mist from collecting inside engine compartment, especially on radiator surfaces, which would lower engine cooling efficiency. Also prevents oil drips to a truck bed or the ground from an open breather discharge.
- 12 gallon fuel capacity allows you to run an extended day. 20% longer than the nearest competitor!
- Electric fuel gauge located on control panel makes it easy to check the fuel level during operation and refueling. Helps you eliminate running low on fuel during critical jobs. **NEW!**

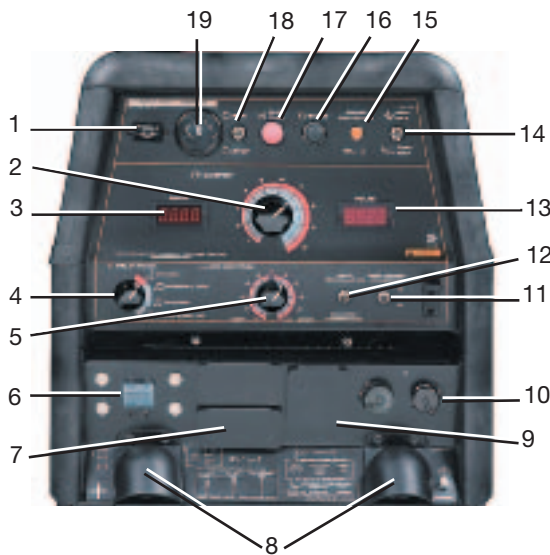


- Large top fuel filler neck is easily accessed for refueling. **NEW!**



- Electric start. Engine battery charging system light to indicate abnormal charging.
- Oil drain valve (no tools required) with removable extension tube.
- Convenient truck or trailer mounting with front and rear holes in base.

**Key Controls**



1. Hour Meter
2. Output Control Dial
3. Digital Weld Output Ammeter
4. Weld Mode Switch
5. Arc Force & Inductance/ Pinch Control
6. Circuit Breakers
7. 120 Volt AC Receptacles
8. Output Stud Covers **NEW!**
9. 120/240 Volt AC Full KVA Receptacle
10. Remote Control & Feeder Connectors
11. Wire Feeder Voltmeter Polarity Switch
12. Output Contactor Control Switch
13. Digital Weld Output Voltmeter
14. Idler Control Switch
15. Engine Protection Light
16. Push Button Start Switch
17. Glow Plug Button
18. Run/Stop Switch
19. Electric Fuel Gauge **NEW!**

**QUALITY AND RELIABILITY**

- Printed circuit boards are environmentally-shielded using Lincoln's engineered potting and protective frame trays.
- Oil dip stick, filters, spark plugs, etc. are easily accessed with left, right and top engine doors. Left and right doors are removable.
- Adjust exhaust direction with top-mounted 360° rotatable exhaust muffler. Muffler made from aluminized steel for long life.
- Attractive red and black powder paint finish offers increased durability with added protection from rust and corrosion.
- Longer engine life, reduced noise emissions and greater fuel economy with automatic engine idler.
- Conveniently located engine maintenance label under top engine door.
- Engine hour meter for scheduled maintenance.
- Circuit breaker protection on the battery ignition system provides added component protection.


- Reliable start-up with Group 58 battery with 550 cold cranking amps.
- Automatic engine shutdown protection for low oil pressure or high engine temperature. Indicator light on control panel.
- Dependability and long life aided by all-copper windings in rotor and stator with high quality insulation.
- Approved by Canadian Standards Association (CSA).
- Manufactured under a quality system certified to ISO 9001 requirements and ISO 14001 environmental standards.
- Three year Lincoln warranty. (Engine is warranted separately by the manufacturer.)



*Printed circuit boards are environmentally-shielded using Lincoln's engineered potting and protective frame trays.*

## A CLOSER LOOK

### MACHINE SPECIFICATIONS

Product Name	Ordering Information	Description	CC/Pipe-Rated Output Current/Voltage/Duty Cycle	CV-Rated Output Current/Voltage/Duty Cycle	Generator AC Power (2)(3)	Dimension & Weight H(5) x W x L
Ranger 305D (Kubota)	K1727-2	300 Amp DC Multi-Process Arc Welder with Lincoln  Chopper Technology  10,000 Watts Peak  9,500 Watts Continuous AC Power	<b>DC Constant Current</b> 305A/ 29V/ 100% 20-305A  <b>DC Pipe Current</b> 300A/ 29V/ 100% 40-300A  <b>Touch-Start TIG™</b> 250A/ 30V/ 100% 20-250 A  Single Dial Continuous Control 60V DC Max OCV @ 3650 RPM	<b>DC Constant Voltage(1)</b> 300A / 29V / 100%  14-29 V Single-Dial Continuous Control  Wire Feeder Power 42V, 60Hz, 15 Amps 120V, 60Hz, 20 Amps	10,000 Watts Peak 9,500 Watts Continuous 60Hz. Single Phase  Full KVA <u>Receptacle</u> 40A@ 240V 40A@ 120V ea. Branch Circuit (4)  Four 120V <u>Receptacles</u> 20A per Duplex 40A Total (4)	35.8 x 21.5 x 52.3 in (909 x 546 x 1327 mm)  698 lbs. (317 kg)

- (1) DC constant voltage capability provides convenience and added safety when welding in electrically hazardous conditions.  
 (2) When welding, available auxiliary power will be reduced. Output voltage is within  $\pm$  10% at all loads up to rated capacity.  
 (3) 120V will operate either 60 Hz or 50/60 Hz power tools, lights, etc.  
 (4) Circuits cannot be wired in parallel to operate the same device.  
 (5) Height is to top of exhaust elbow. Enclosure height is 30" (762 mm).

### ENGINE SPECIFICATIONS

Engine Model	Description	Horsepower & Displacement	Ignition	Capacities	Operating Speeds	Fuel Consumption
Kubota D722 (Diesel)(6)	3 Cylinder, 4 Cycle, Water-Cooled Diesel Engine Electric Fuel Pump Auto Air-Bleed System	18.8 HP @ 3600 RPM 43.9 cu in (789 cc)	Electric Start, 12V Group 58 Battery, 550 Cold Cranking Amps, Push Button Start Switch, Charging Indicator	FUEL: 12 Gals (45 Ltrs)  OIL: 3.4 Qts (3.2 Ltrs)  COOLANT: 3.9 Qts (3.6 Ltrs)	<b>FULL LOAD</b> 3,500 RPM (300A)  <b>HIGH IDLE</b> 3,650 RPM  <b>LOW IDLE</b> 2,450 RPM	1.2 Gals/Hr 4.5 Ltr/Hr.  0.5 Gals/Hr 2.1 Ltr/Hr  0.3 Gals/Hr 1.1 Ltr/Hr

- (6) Kubota warranty is 2 years/2,000 hours for machines shipped within the U.S., Canada, Pacific Ocean region and Western Europe. Warranty is 1 year/1,000 hours for Asia, Africa and Middle East.

### SYSTEM SELECTION

#### One-Pak™ Welding Package

Order a Lincoln One-Pak™ and get everything you need to complete a welding package - all with one order number.

**(Package is not assembled.)**

#### Each UNASSEMBLED Package Contains:

- Ranger 305D (K1727-2)
- Accessory Kit (K704)
- LN-25 Wire Feeder (K449)
- Gun and Cable (K126-2)
- Drive Roll Kit (KP653-3/32)
- .072" NR-232 25 Lb. Spool (ED030644)

**Order: K2352-1**



Ranger 305D



K704 Accessory Kit



K449 LN-25 Wire Feeder



KP653-3/32 Drive Roll Kit



K126-2 Gun and Cable



.072" NR-232 25 Lb. Spool



**GENERAL OPTIONS**



120V



**Power Plug Kit**  
Provides four 120V plugs rated at 20 amps each, and one dual voltage, full KVA plug rated at 120/240V, 50 amps. 120V plug may not be compatible with common household receptacles.

**Order K802N**



120V



**Power Plug Kit**  
Provides four 120V plugs rated at 15 amps each, and one dual voltage, full KVA plug rated at 120/240V, 50 amps. 120V plug is compatible with common household receptacles.

**Order K802R**



**Full-KVA Power Plug**  
One dual voltage plug rated at 120/240V, 50 amps. NEMA 14-50P.

**Order T12153-9**



**Spark Arrester Kit**  
Attaches between muffler and exhaust elbow. Virtually eliminates spark emissions.

**Order K1898-1**



**Roll Cage**  
Improves damage protection and includes built-in cable rack. Attaches to K957-1 trailer.

**Order K1789-1**



**Cold Weather Operation Kit**  
For extreme cold conditions where engine glow plug starting is not sufficient. Includes oil pan heater, engine water heater and radiator grill tarp.

**Order K2174-1**



**Small Two Wheel Welder Trailer**  
For heavy-duty road, off-road, plant and yard use. Includes wheeled jack, safety chains, 12" wheels, and large rear bumper. Stiff 3/16" steel frame is prime painted using the e-coat process and finished with powder coating technology for superior rust and corrosion resistance. Low sway suspension gives outstanding stability with manageable tongue weight. E-Z Lube™ Axle-pack wheel bearings with a grease gun. Compact and maneuverable, with 47" max. width for narrow aisles and doors.

**Order:**  
**K957-1** Trailer  
**K958-1** 2" Ball Hitch  
**K958-2** Lunette Eye Hitch  
**K959-2** Fender & Light Kit  
**K965-1** Cable Rack

**STICK OPTIONS**



**Accessory Kit**  
Includes 35 ft. (10.7m) #2/0 electrode cable, 30 ft. (9.1m) #2/0 work cable, headshield, work-clamp and electrode holder. 400 amp capacity.

**Order K704**



**Accessory Kit**  
For Stick welding. Includes 20 ft. (6.1m) #6 electrode cable with lug, 15 ft. (4.6m) #6 work cable with lugs, headshield, filter plate, work clamp, electrode holder and sample pack of mild steel electrode. 150 amp capacity.

**Order K875**



**Remote Control Kit**  
Consists of a control box with choice of two cable lengths. Permits remote adjustment of output.

**Order K857** for 25 ft. (7.6m)  
**K857-1** for 100 ft. (30.5m)

**TIG OPTIONS**



**Pro-Torch® PTA-26V TIG Torch**  
Air-cooled 200 amp torch equipped with valve for gas flow control. 25 ft. (7.6m) length.

**Order K1783-9**



**Foot Amptrol®**  
Varies current while welding for making critical TIG welds and crater filling. Depress pedal to increase current. Depressing pedal fully achieves maximum set current. Fully raising the pedal finishes the weld and starts the afterflow cycle. Includes 25 ft. (7.6m) control cable.

**Order K870**



**Hand Amptrol**  
Provides 25 ft. (7.6m) of remote current control for TIG welding. (6 pin plug connection). Velcro straps secure torch.

**Order K963-3** (one size fits all Pro-Torch TIG torches).



**Magnum Parts Kit for PTA-26V TIG Torch**  
Magnum Parts Kit provides all the torch accessories you need to start welding. Parts kit provides collets, collet bodies, a back cap, alumina nozzles and tungstens in a variety of sizes, all packaged in an easy to carry reclosable pack.

**Order KP509**

**TIG OPTIONS CONT.**



**Precision TIG 185 Ready-Pak**  
For AC TIG welding with square wave performance use the AC generator of the engine-driven welder to supply the power. Easy setup. Includes torch, foot amp-trol, gas regulator and hose. Requires the K1816-1 Full KVA Adapter Kit.  
**Order K2347-1**



**Invertec V205-T AC/DC One-Pak™ Package**  
For AC TIG welding with square wave performance use the AC generator of the engine-driven welder to supply the power. Easy setup. Includes torch, parts kit, regulator and hose kit, Twist-Mate™ torch adapter, work cable with Twist-Mate end, and foot Amptrol®. Requires the K1816-1 Full-KVA Adapter Kit.  
**Order K2350-1**



**Full-KVA Adapter Kit**  
Provides convenient connection of Lincoln Electric equipment with NEMA 6-50R plug to Lincoln engine-driven welders having a Full-KVA receptacle.  
**Order K1816-1**

**WIRE FEEDERS**



**LN-25 Wire Feeder**  
Portable CC/CV unit for flux-cored and MIG welding. Includes gas solenoid & internal contactor. For spools up to 44 lbs. (19.9 kg).  
**Order K449**



**LN-15 Across-The-Arc Wire Feeder**  
Portable CC/CV unit for flux-cored and MIG welding. Includes gas solenoid, adjustable flow meter and internal contactor. For 10-15 lb. (4.5-6.8 kg) spools.  
**Order K1870-1**



**Remote Voltage Control (LN-25)**  
Provides 25 ft. (7.6m) of remote output control and output jumper (2 and 4) for machines having 6-pin MS-type connector.  
**Order K444-1**



**Magnum® 350 Innershield Gun (for LN-25)**  
For self-shielded wire with 15 ft. (4.5m) cable. For .062-3/32" (1.6-2.4mm) wire.  
**Order K126-2**

**WIRE FEEDERS CONT.**



**Drive Roll and Guide Tube Kit (for LN-25)**  
For .068-3/32" (1.8-2.4mm) cored or solid steel wire.  
**Order KP653-3/32**



**Drive Roll and Wire Guide Kit (for LN-15)**  
For 1/16" (1.6mm) cored wire.  
**Order KP1697-1/16C**



**Gun Receiver Bushing (For LN-15)**  
For use with K126-2 Magnum 350 Innershield Gun.  
**Order K1500-1**



**Magnum® 300 MIG Gun**  
For .035-.045" (0.9-1.2mm) gas-shielded wire with 15 ft. (4.5m) cable.

**LN-25**  
**Order K1802-1**  
(includes Connector Kit)

**LN-15**  
**Order:**  
**K470-2** Magnum 300 MIG Gun  
**K466-10** Connector Kit



**Drive Roll and Guide Tube Kit (for LN-25)**  
For .035-.040" (0.9-1.0mm) solid steel wire  
**Order KP653-035S**



**Drive Roll and Wire Guide Kit (for LN-15)**  
For .035 (0.9mm) solid steel wire.  
**Order KP1696-035S**



**LN-23P Wire Feeder**  
Portable CV unit for Innershield pipe welding. Control cable operates contactor inside Wire Feed Module for "cold" electrode. Includes drive rolls and guide tubes. Requires LN-23P Adapter Kit (K350-1) and Gun and Cable Assembly.  
**Order K316L-1**



**LN-23P Adapter Kit**  
Required to adapt LN-23P to any Lincoln power source. Makes 14 pin connection at power source.  
**Order K350-1**



**Magnum® 250 Innershield Gun (for LN-23P)**  
For lighter weight and easier handling. Rated 250 amps, 60% duty cycle. For .068 - 5/64" (1.7 - 2.0 mm) Innershield wire and includes reduced speed switch. For pipe welding, a KP1909-1 62° gun tube is recommended.  
**Order K355-10**

**WIRE FEEDERS CONT.**



**62° Gun Tube for Pipe Welding**  
 Recommended modification for K355-X or K345-X guns with 90° gun tubes. Allows more natural positioning for out-of-position pipe welding. Compatible with K126-1, K126-2, K264-8 and K355-10. Current capacity up to 350 amps. Recommended diameters: .062 - 3/32" (1.6-2.8mm).  
**Order KP1909-1**



**Magnum SG Spool Gun**  
 Hand held semiautomatic wire feeder. Requires SG Control Module  
**Order K487-25**



**SG Control Module**  
 The interface between the power source and the spool gun. Provides control of wire speed and gas flow. For use with a spool gun.  
**Order K488**



**Input Cable (For SG Control Module)**  
 For Lincoln engine power sources with 14-pin MS-type connection, separate 115V NEMA receptacles and output stud connections.  
**Order K691-10**

**PLASMA CUTTING**



**Pro-Cut® 55**  
 Cuts metal using the AC generator power from the engine-driven welder. Maximum cut thickness is 9/16" (14mm). Requires the K1816-1 Full-KVA Adapter Kit.  
**Order K1580-1**



**Full-KVA Adapter Kit**  
 Provides convenient connection of Lincoln Electric equipment with NEMA 6-50R plug to Lincoln engine-driven welders with Full-KVA receptacle.  
**Order K1816-1**

**CUSTOMER ASSISTANCE POLICY**

The business of The Lincoln Electric Company is manufacturing and selling high quality welding equipment, consumables, and cutting equipment. Our challenge is to meet the needs of our customers and to exceed their expectations. On occasion, purchasers may ask Lincoln Electric for advice or information about their use of our products. We respond to our customers based on the best information in our possession at that time. Lincoln Electric is not in a position to warrant or guarantee such advice, and assumes no liability, with respect to such information or advice. We expressly disclaim any warranty of any kind, including any warranty of fitness for any customer's particular purpose, with respect to such information or advice. As a matter of practical consideration, we also cannot assume any responsibility for updating or correcting any such information or advice once it has been given, nor does the provision of information or advice create, expand or alter any warranty with respect to the sale of our products.

Lincoln Electric is a responsive manufacturer, but the selection and use of specific products sold by Lincoln Electric is solely within the control of, and remains the sole responsibility of the customer. Many variables beyond the control of Lincoln Electric affect the results obtained in applying these types of fabrication methods and service requirements.

Subject to Change – This information is accurate to the best of our knowledge at the time of printing. Please refer to [www.lincolnelectric.com](http://www.lincolnelectric.com) for any updated information.

**RANGER 305D ORDER FORM**

PRODUCT DESCRIPTION	ORDER NUMBER	QUANTITY	PRICE
<b>RANGER 305D (Kubota Engine)</b>	K1727-2		
<b>RECOMMENDED GENERAL OPTIONS</b>			
Power Plug Kit (20 amp)	K802N		
Power Plug Kit (15 amp)	K802R		
Full KVA Power Plug	T12153-9		
Spark Arrester Kit	K1898-1		
Roll Cage	K1788-1		
Cold Weather Operation Kit	K2174-1		
Small Two Wheel Welder Trailer	K957-1		
- Two Inch Ball Hitch	K958-1		
- Lunette Eye Hitch	K958-2		
- Fender and Light Kit	K959-2		
- Cable Rack	K965-1		
<b>RECOMMENDED STICK OPTIONS</b>			
Accessory Kit, 400 amp	K704		
Accessory Kit, 150 amp	K875		
Remote Control Kit, 25 ft.	K857		
Remote Control Kit, 100 ft.	K857-1		
<b>RECOMMENDED TIG OPTIONS</b>			
Pro-Torch® TIG Torch PTA-26V, 25 ft.	K1783-9		
Hand Amptrol (for all Pro-Torch TIG Torches)	K963-3		
Foot Amptrol	K870		
Magnum Parts Kit	KP509		
Precision TIG 185 Ready-Pak (for AC TIG welding)	K2347-1		
Invertec V205-T AC/DC One-Pak Package (For AC TIG welding)	K2350-1		
- Full-KVA Adapter Kit (required for K2347-1 and K2350-1)	K1816-1		
<b>RECOMMENDED WIRE FEEDERS</b>			
LN-25 Wire Feeder with Contactor, Solenoid	K449		
LN-15 Across-The-Arc Wire Feeder	K1870-1		
Remote Voltage Control, 25 ft. (LN-25 only)	K444-1		
Magnum® 350 Innershield Gun	K126-2		
Drive Roll and Guide Tube Kit (for LN-25)	KP653-3/32		
Drive Roll and Wire Guide Kit (LN-15)	KP1697-1/16C		
Gun Receiver Bushing (LN-15 and K126-2)	K1500-1		
Magnum®300 MIG Gun (for LN-25) (includes Connector Kit)	K1802-1		
Magnum 300 MIG Gun (for LN-15)	K470-2		
-Connector Kit (LN-15)	K466-10		
Drive Roll and Guide Tube Kit (for LN-25)	KP653-035S		
Drive Roll and Wire Guide Kit (for LN-15)	KP1696-035S		
LN-23P Wire Feeder	K316L-1		
- LN-23P Adapter Kit	K350-1		
Magnum® 250 Innershield® Welding Gun	K355-10		
62° Gun Tube for Pipe Welding	KP1909-1		
Magnum SG Spool Gun	K487-25		
- SG Control Module	K488		
- Input Cable (For SG Control Module)	K691-10		
<b>RECOMMENDED PLASMA CUTTING OPTIONS</b>			
Pro-Cut 55	K1580-1		
- Full-KVA Adapter Kit (required)	K1816-1		
	<b>TOTAL:</b>		