



# ***FFRS - Basic & Super***

## ***Flux Feed and Recovery Systems***

### ***Rational flux handling puts economy into your welding***

- Ideal for heavy continuous welding
- Minimum manual flux handling
- Reduced flux consumption


An investment in either of these systems is a step forward to improved welding economy. You will get fewer stoppages, reduced flux consumption and savings on material costs. In addition to lower flux consumption there will be minimal spillage.

The work area can be kept cleaner and safer for the operator as manual handling can be kept at a minimum, the operator can attend to other tasks. The degree of automation in the flux handling can be decided according to type of welding station and individual requirements.

The FFRS system is designed for continuous, high-capacity welding operations. It is ideal for long runs and mass production. The system is built on two different modules: the OPC Basic and Super, which are based on the ejector principle. The Basic type is for normal welding operation. The Super is used with increased flux bed and heat conditions.

#### **FFRS Basic and Super**

These are recirculated systems for continuous Submerged-Arc Welding. FFRS Basic/Super are complete equipments combining the effective recovery of flux with OPC Basic/Super systems and flux feed from the well known flux tank TPC 75, to the flux hopper with inlet (FFS).

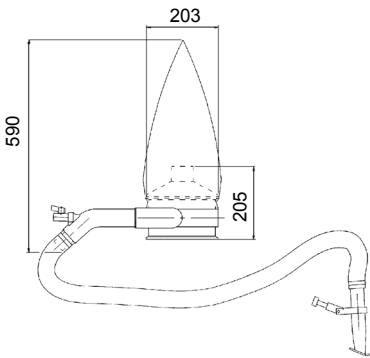


The combination of compressed air, flux feeding, automatic fill up of new flux and continuous recovery contributes to a welding station with less down time, cleaner working environment and high quality welds as a significant result.

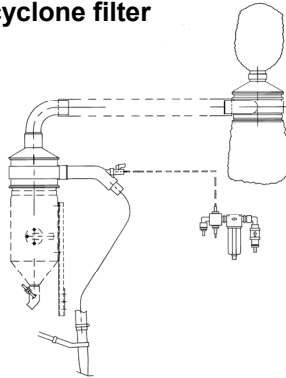
The system FFRS Basic and Super are built up from variants of OPC Basic/Super and Flux feed system FFS. The FFS comprises a flux tank TPC 75 with different inlets for the 6 and 10 litre flux hopper.

## FFRS system with:

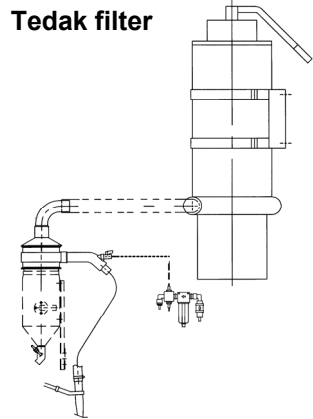
### OPC Basic



### OPC Basic/Super with cyclone filter

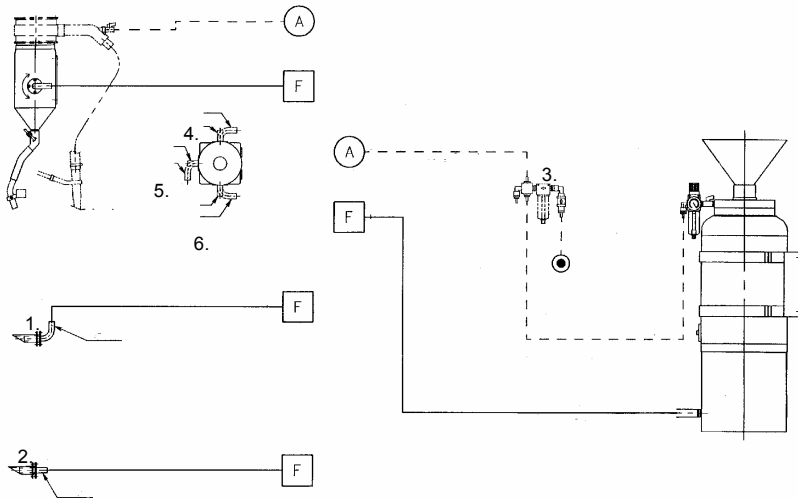


### OPC Basic with Tedak filter



Technical data and ordering number on OPC Basic/Super, see separate leaflet XA00105020

## FFS flux and air system (flux hopper included in welding automat)



Technical data and ordering number on TPC 75 air flux feeder, see separate leaflet XA00009320

### The system of FFS consists of:

- Air flux feed tank TPC 75
  - Plastic hose 1" for flux, 30 meter
  - Inlet to flux hopper
- Included in the package is instruction how to install inlet in hopper with drilling data*

### Ordering information

- |                       |              |
|-----------------------|--------------|
| 1. FFS straight inlet | 0806 697 887 |
| 2. FFS bent inlet     | 0806 697 886 |

### Accessories

- |  |              |
|--|--------------|
| 3. Air central   | 0417 714 880 |
| 4. Flux hopper with bent inlet pipe 10 litre,<br>left hand side seen from front  | 0156 230 883 |
| Flux hopper with bent inlet pipe 6 litre,<br>left hand side seen from front      | 0413 404 883 |
| 5. Flux hopper with bent inlet pipe 10 litre,<br>front side                      | 0156 230 884 |
| Flux hopper with bent inlet pipe 6 litre,<br>front side                          | 0413 404 884 |
| 6. Flux hopper with bent inlet pipe 10 litre,<br>right hand side seen from front | 0156 230 885 |
| Flux hopper with bent inlet pipe 6 litre,<br>right hand side seen from front     | 0413 404 885 |

ESAB reserves the right to alter specifications without prior notice  
ESAB is approved according to ISO 9001:2000



ESAB AB  
Welding Equipment  
SE-695 81 LAXA SWEDEN  
Phone: +46 584 81000  
Fax +46 584 411721  
E-mail: info@esab.se  
www.esab.com