

V SERIES



Westermans International Ltd

welding and cutting solutions that don't cost the earth

W: www.westermans.com E: welding@westermans.com

T: +44 (0)1916 209 650



Process table

TIG							
Electrode							

■ standard for all models
 ▣ standard for certain models
 optionally available








Operation concepts













V Series Standard

- "3 steps to weld" operating concept
- digital volt-ampere display
- infinitely variable current setting
- user-oriented guidance using illuminated symbols and welding sequence control
- Remote control connection
- Pulse function
- Tiptronic job memory for 100 welding tasks

TECHNICAL DATA

							
	V 24 mobil	V 30 mobil	V 24	V 27	V 30	V 40	V 50
TIG							
- welding range (in Amps)	3-240	3-300	3-240	3-270	3-300	3-400	3-500
- current setting	infinitely variable	infinitely variable	infinitely variable	infinitely variable	infinitely variable	infinitely variable	infinitely variable
Electrode							
- welding range (in Amps)	20-200	20-250	20-200	20-220	20-250	20-300	20-400
- weldable electrodes (mm)	1,5-4,0	1,5-6,0	1,5-4,0	1,5-4,0	1,5-6,0	1,5-6,0	1,5-6,0
Duty cycle TIG DC							
- duty cycle 100% (in Amps) - DC	220	270	220	250	250	360	380
- duty cycle 60% (in Amps) - DC	240	300	240	270	300	400	500
- duty cycle at max. current (in %) - DC	60%	60%	60%	60%	60%	60%	60%
Duty cycle TIG AC (only AC systems)							
- duty cycle 100% (in Amps) - AC	190	240	210	250	250	360	380
- duty cycle 60% (in Amps) - AC	220	280	230	270	300	400	500
- duty cycle at max. current (in %) - AC	50%	50%	50%	60%	60%	60%	60%
Mains							
- mains voltage (in V)	400	400	400	400	400	400	400
- phases (50/60 Hz)	3~	3~	3~	3~	3~	3~	3~
- positive mains tolerance (in %)	15%	15%	15%	15%	15%	15%	15%
- negative mains tolerance (in %)	15%	15%	15%	15%	15%	15%	15%
- mains fuse (in Amps)	16	16	16	16	32	32	32
- mains plug	CEE 16	CEE 16	CEE 16	CEE 16	CEE 32	CEE 32	CEE 32
Dimensions and weights							
- dimensions (LxWxH) (in mm)	812x283x518	812x283x518	1130x450x815	1130x450x815	1130x450x815	1130x450x860	1130x450x860
- weight (in kg)	29,4/35,1	31,0/37,0	84,6/90,5	85,0/92,0	86,4/93,6	107,6/121,5	108,7/123,2
- weight, water cooling (filled) (in kg)	---	---	14,7	14,7	14,7	14,7	14,7
Standards and approvals							
- standard	EN 60974-01	EN 60974-01	EN 60974-01	EN 60974-01	EN 60974-01	EN 60974-01	EN 60974-01
- protection class (EN 60529)	IP23S	IP23S	IP23S	IP23S	IP23S	IP23S	IP23S
- insulation class	F	F	F	F	F	F	F
- designation	CE, S	CE, S	CE, S	CE, S	CE, S	CE, S	CE, S

Versions

 	  	 	  
DC system mobile	AC/DC system mobile	DC system	AC/DC system
Portable compact system (with roller set for convenient pulling as standard)	Portable compact system (with roller set for convenient pulling as standard)	Compact mobile system	Mobile compact system

Westermans International Ltd
 Unit 4 Midland Distribution Centre
 Markfield Road, Groby
 Leicestershire, LE6 0FS