

Fume Eliminator 840

Portable source capture for extraction nozzles





The Fume Eliminator 840 is designed to be carried to the working area. Connected to an extraction nozzle or a welding torch, the FE unit extracts the fume directly at source. The FE 840 has a manual start/stop function and is suitable for extraction of fume from maintenance welding applications.

- Portable and easy to carry
- Useful in confined spaces
- Ideal to connect to an extraction nozzle directly at the source
- Manual start/stop function
- Low service costs

Product name	Fume Eliminator 840
Noise level (dB(A))	73
Filter efficiency (%)	99,7
Installation	Indoor
Material	Sheet metal
Filter cleaning method	One way filter
Working pressure (kPa)	22
Max Airflow (m ³ /h)	150
Hose Diameter (mm)	44
Hose length (m)	2.5
Filter Area (m ²)	5.3
Frequency (Hz)	50
No of phases	1
Filter type	Cartridge
Number of filter elements	1
Filter material	Cellulose
Max airflow (m ³ /h)	150
Working pressure (kPa)	22
Noise level (dB(A))	
Weight (kg)	16
Hose length (m)	
Power (kW)	1
Note	Hose outlet on the clean air side



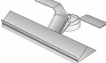







Fume Eliminator 840

Image	Description	Power Voltage (V)	Electric plug	Hose diameter (mm)	Model
	FE 840 220/230V Europe	230	Euro (CEE 7/2 P+E)	45	70840000
	FE 840 120V UK-plug	120	UK	45	70840100
	FE 840 220/230V UK-plug	230	UK	45	70840442
	FE 840 Manual start/stop	230	Euro (CEE 7/2 P+E)		70840443*

*Hose outlet on the clean air side

Fume Eliminator 840

	Accessory	Part No
	Filter (replacement) for Fume Eliminator	70324000
	Funnel nozzle TM-80	70851000
	Flange nozzle PM-300	70853000
	Funnel nozzle TM-200	70854000
	Metal filter compl. for FE 840/841/860	70284001
	Metal filter for FE 840/841/860	70282004
	Hose Superflex, Black	70400026
	Hose Superflex ø 45mm, black, 15m	70400028