



COMPACT CLADDING CELL

- / TIG hotwire
- / SpeedClad Twin

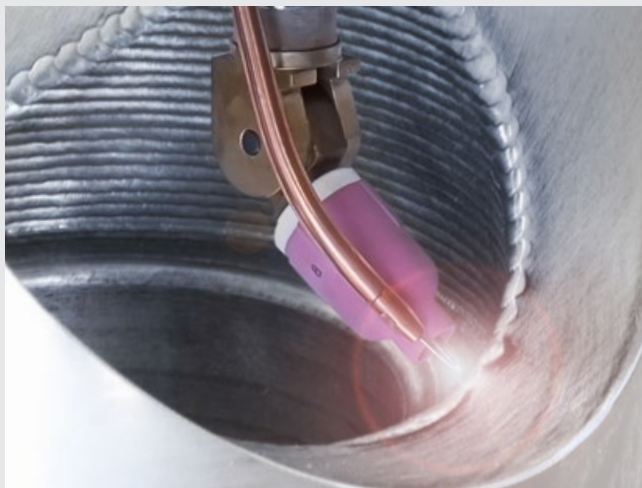


/ COMPACT CLADDING SOLUTION

/ The Compact Cladding Cell is designed for maximum cost-effective overlay welding on components up to a diameter of 1 m (3.94 in) and a maximum weight of 2500 kg (5511 lb). Despite its compact design, the Compact Cladding Cell is an extremely powerful cladding system that provides simple operation, precise movements and extensive data logging capabilities.

FEATURES

- / Compact design
- / Quick setup: All components are pre-installed and test-welded
- / Only one power supply cable necessary for the entire welding system
- / Fully digital communication between the system controller and power source provides maximum process stability
- / Wide range of Fronius mechanized GTAW torches
- / Precise torch positioning with servo-controlled axes
- / Same innovative software features found in our top-of-the-line systems (e.g. ETR-S or the conventional cladding system)
- / LED light for ideal torch positioning in bores
- / Remote maintenance via network or internet connection



HIGH-PERFORMANCE CLADDING – COMPACT AS IT CAN BE

/ With a footprint of just 4.5 m² (48.43 sq ft), this system is the most compact solution in the field of high-end cladding.

COLUMN & BOOM

/ High-precision torch positioning through the use of servo-controlled motors – also usable for horizontal torch oscillation.

WIRE FEEDER

/ Wire feeder with 4-wheel-drive for precise and smooth transport of the filler metal from the wire coil to the workpiece.

INSIDE CLADDING TORCHES

/ Wide range of TIG hotwire torches. Also available with Twin-Wire configuration for maximum throughput.




SPEEDCLAD TWIN TORCH-SYSTEM

/ TWIN-Wire SpeedClad torch provides maximum cladding performance.



EXTERNAL / RING GROOVE CLADDING TORCH

/ TTW torch with extension for external or ring groove cladding.



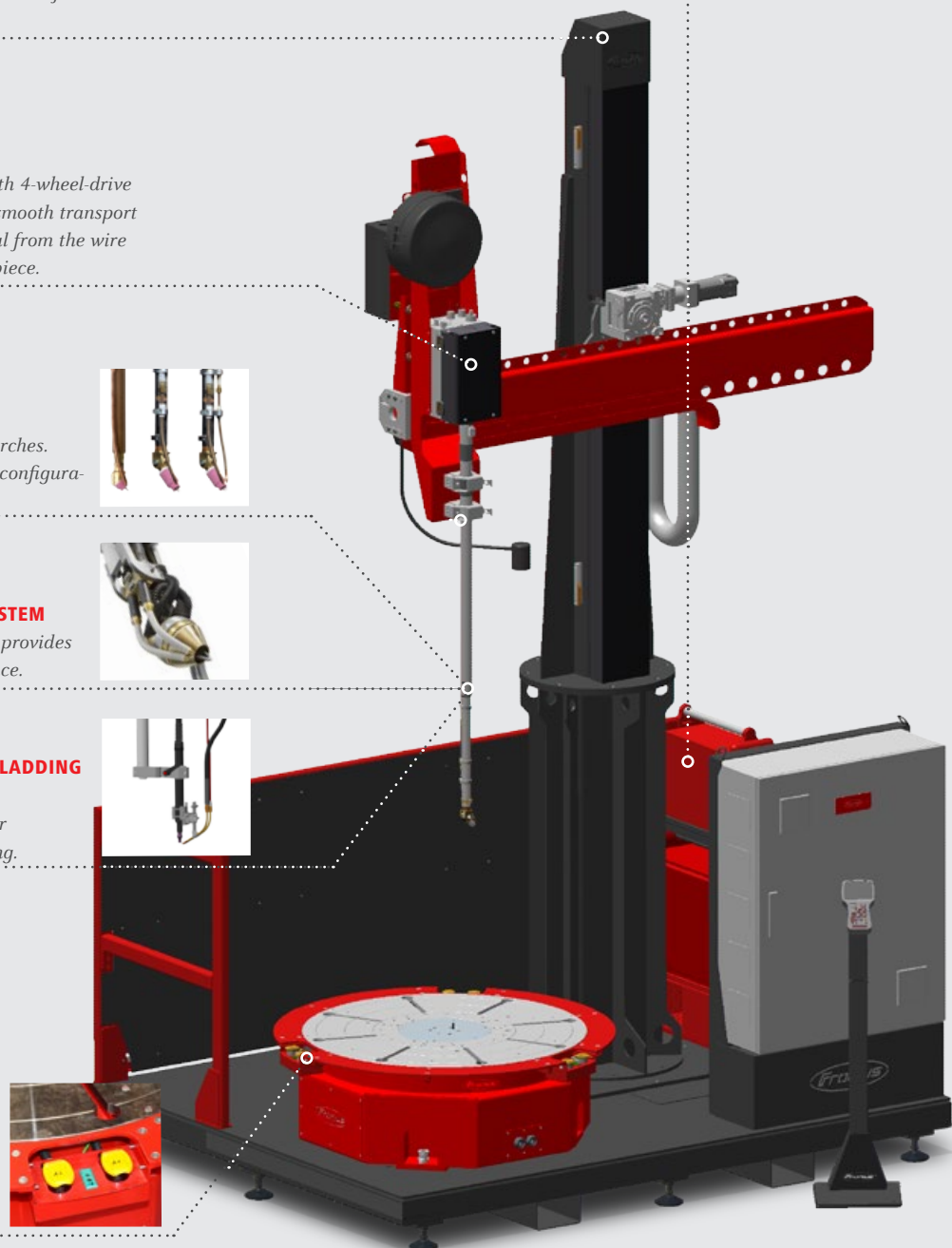
ROTATION TABLE

/ Horizontal rotation table with precision gear box, key slots and alignment lines for accurate positioning. Optional available slip-rings for electrical preheating and temperature control.



DIGITAL POWER SOURCE SET

/ The power-team: TransTig 5000 Job with high-performance cooling unit FK 4000 R and TransTig 2200 Job – fully digital for the best welding quality with TIG hotwire.




HIGH-END FUNCTIONALITY FOR UNCOMPROMISING QUALITY WELDING

/ Fronius system controllers – advanced technology producing the best quality.

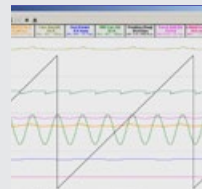
SYSTEM CONTROLLER HMI-T10CC / FPA 9000CC

/ Depending on the application, two system controllers are available for the Compact Cladding Cell: The HMI-T10CC, which is the latest member of our cladding system controllers, and the FPA 9000CC, which has already been used in our high-end cladding systems and provides extended functionality. Both systems deliver innovative software features, maximum process productivity and highest reliability in continuous operation.



FPA 9000CC

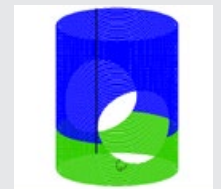
- / Touch & retract
- / Speed adjust
- / AVC - Arc length correction
- / AMS - Automatic Multi Sequence (option)
- / Actual values
- / Remote maintenance
- / Welding data recording
- / 3D process-visualization
- / Advanced Bore-to-bore
- / Corner AVC
- / DataLogger (option)



/ Software-option:
DataLogger



/ Actual values



/ 3D process-visualization



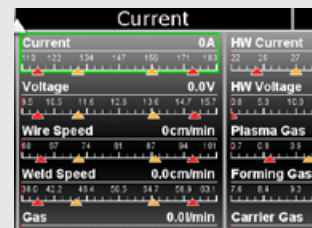
REMOTE CONTROL HMI-RC

- / Usable with FPA 9000CC and HMI-T10CC
- / Control, program, visualize
- / High-resolution color display
- / 23 buttons with LED lighting
- / Light and robust housing



HMI-T10CC

- / Touch & retract
- / Speed adjust
- / AVC - Arc length correction
- / AMS - Automatic Multi Sequence (option)
- / Actual values
- / Remote maintenance
- / Bore-to-bore
- / Corner AVC



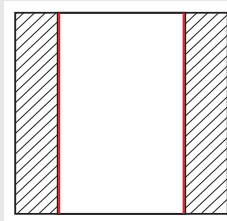
/ Actual values



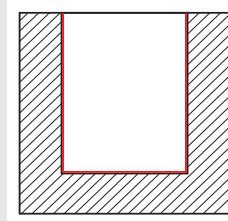
/ Graphically supported parameter input

VERSATILE AND INNOVATIVE

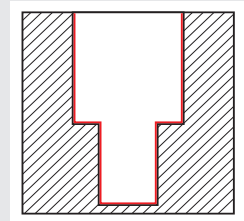
APPLICATION EXAMPLES



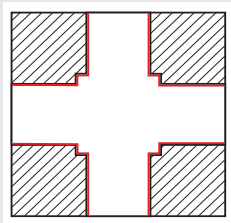
/ Straight bore (cylindrical)



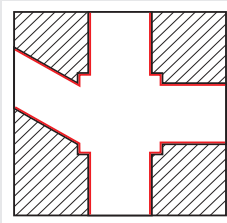
/ Straight bore with bottom face



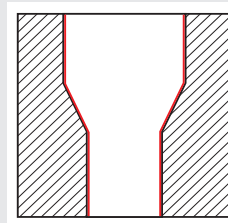
/ Straight bore with diameter variation



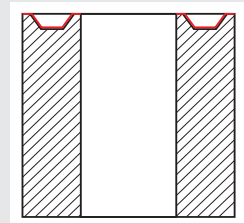
/ Bore-to-bore (HMI-T10/ FPA 9000CC)



/ Advanced Bore-to-bore (FPA 9000CC only)



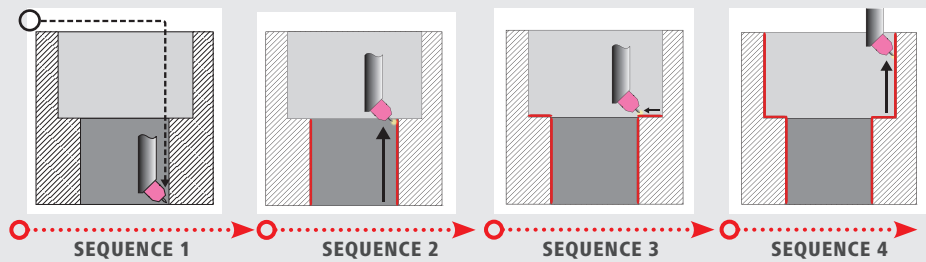
/ Straight and conical bore



/ Ring groove

AMS - AUTOMATIC MULTI SEQUENCE

/ The new AMS feature allows the merging of multiple welding, position and motor parameters into sequences that can be automatically processed one by one.



4 VERSIONS - PERFECTLY EQUIPPED FOR YOUR APPLICATION:



Compact Cladding Cell with system controller FPA 9000CC

- / Left and right version available
- / Face plate diameter: 1 m (39.4 in)
- / Parts weight: max. 2500 kg (5511 lb)



Compact Cladding Cell with system controller HMI-T10CC

- / Left and right version available
- / Face plate diameter: 1 m (39.4 in)
- / Parts weight: max. 2500 kg (5511 lb)

BASIC CONFIGURATION AND OPTIONS

BASIC CONFIGURATION

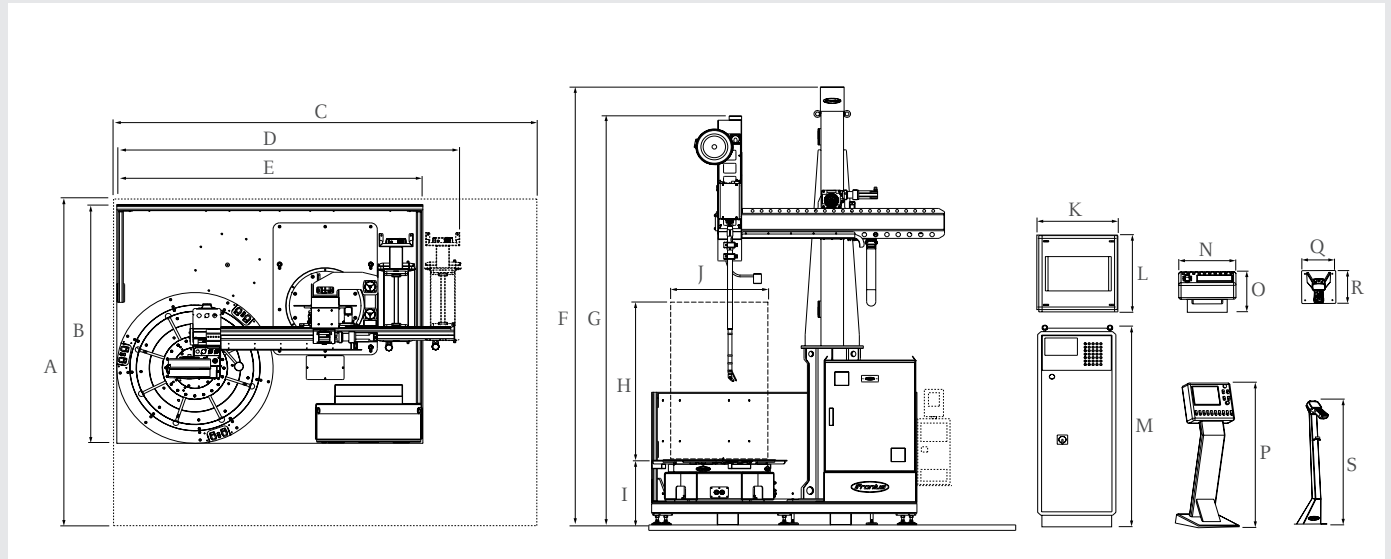
System ready mounted and test welded:
 / System controller incl. remote control HMI-RC
 / FRT 2500 horizontal rotation table
 / Column & boom FCB 1500 - 1300 ML60
 / TransTig 5000 Job with cooling unit FK 4000 Rob
 / TransTig 2200 Job
 / KD 1500 D-11 wire feeder
 / TTHW3000M Ø45 F++ torch with 1 m (39.4 in) working length

ACCESSORIES / OPTIONS

/ Twin-Wire add-on
 / Slip ring assembly for the FRT 2500
 / TTHW torches from Ø25 mm (1 in) bore diameter
 / SpeedClad add-ons incl. torch TTHW6000M Ø150 (5.9 in)
 / Software AMS – Automatic Multi Sequence
 / Software DataLogger (only FPA 9000CC)
 / Welding curtains (complete enclosure)



TECHNICAL DATA




COMPACT CLADDING CELL L/R

Mains voltage (50 Hz)	400V/N/PE	L (FPA 9000CC)	600 mm (23.62 in)
A	2600 mm (102.36 in)	M (FPA 9000CC)	1720 mm (67.72 in)
B	1900 mm (74.8 in)	N (HMI-T10CC)	585 mm (23.03 in)
C	3250 mm (127.95 in)	O (HMI-T10CC)	500 mm (19.7 in)
D (SpeedClad option)	2665 mm (104.92 in)	P (HMI-T10CC)	1490 mm (58.66 in)
E	2350 mm (92.52 in)	Q (HMI-RC)	300 mm (11.8 in)
F	4020 mm (158.26 in)	R (HMI-RC)	300 mm (11.8 in)
G	3100 - 4600 mm (122 - 181.1 in)	S (HMI-RC)	1130 mm (44.50 in)
H (Max. workpiece height)	1400 mm (55.12 in)	Max. workpiece weight	2500 kg (5511.56 lb)
I	630 mm (24.8 in)	Weight (HMI-T10CC)	38,2 kg (84.22 lb)
J (Max. workpiece diameter)	1000 mm (39.37 in)	Weight (FPA 9000CC)	75 kg (165.35 lb)
K (FPA 9000CC)	600 mm (23.62 in)	Main weight (CCC)	2500 kg (5511.56 lb)


FRONIUS CLADDING SOLUTIONS



/ Customized Cladding System



/ ETR-S Endless Torch Rotation System



/ Conventional Cladding System



/ Pipe Cladding System

/ Perfect Welding / Solar Energy / Perfect Charging

THREE BUSINESS UNITS, ONE GOAL: TO SET THE STANDARD THROUGH TECHNOLOGICAL ADVANCEMENT.

What began in 1945 as a one-man operation now sets technological standards in the fields of welding technology, photovoltaics and battery charging. Today, the company has around 3,800 employees worldwide and 1,242 patents for product development show the innovative spirit within the company. Sustainable development means for us to implement environmentally relevant and social aspects equally with economic factors. Our goal has remained constant throughout: to be the innovation leader.

Further information about all Fronius products and our global sales partners and representatives can be found at www.fronius.com

v08 Aug 2017 EN

Fronius Canada Ltd.
2875 Argentia Road, Units 4,5 & 6
Mississauga, ON L5N 8G6
Canada
Telephone +1 905 288-2100
Fax +1 905 288-2101
sales.canada@fronius.com
www.fronius.ca

Fronius USA LLC
6797 Fronius Drive
Portage, IN 46368
USA
Telephone +1 877 FRONIUS
sales.usa@fronius.com
www.fronius-usa.com

Fronius UK Limited
Maidstone Road, Kingston
Milton Keynes, MK10 0BD
United Kingdom
Telephone +44 1908 512 300
Fax +44 1908 512 329
info-uk@fronius.com
www.fronius.co.uk

Fronius International GmbH
Froniusplatz 1
4600 Wels
Austria
Telephone +43 7242 241-0
Fax +43 7242 241-953940
sales@fronius.com
www.fronius.com