


BenchTop Extraction Arm FX2 75 Original

The best and most cost-efficient solution for applications where small, flexible and easy-to-use arms are required.



Nederman FX2 arms are made of lightweight anodized aluminium sections, with three adjustable, composite friction joints. Offering strength and durability combined with easy handling, they can be used in many types of environment. They are especially suitable for applications where small, flexible and easy-to-use arms are required.









A robust and reliable all-round arm for general applications where there is little risk of electrical discharges or attack by aggressive chemicals.

- Optimal efficiency and low noise provides safe and quite working environment
- Ceilings, walls and floors or fixed to worktops mountings and cut2fit extension profile gives maximum installation flexibility
- The two outermost arm joints can rotate and swivel through 360°, which gives the unique maneuverability
- The lean, smooth and aesthetic design allows arms to fit in well in any environment without compromising its durability and reliability
- Highly integrated products that save customers' time and costs, as well as providing the reliability and functionality to deliver a better performance






















Product name	BenchTop Extraction Arm FX2 75 Original
Noise level (dB(A))	58 dB(A) at 240 m3/h
Material	Tubes in anodized aluminium. Joints in PP plastic. Duct connectors in EPDM rubber. Minihood in PP plastic.
Fume temperature	max 70°C
Extraction arm diameter (mm)	75
Airflow (m3/h)	110-240
Arm length (m)	



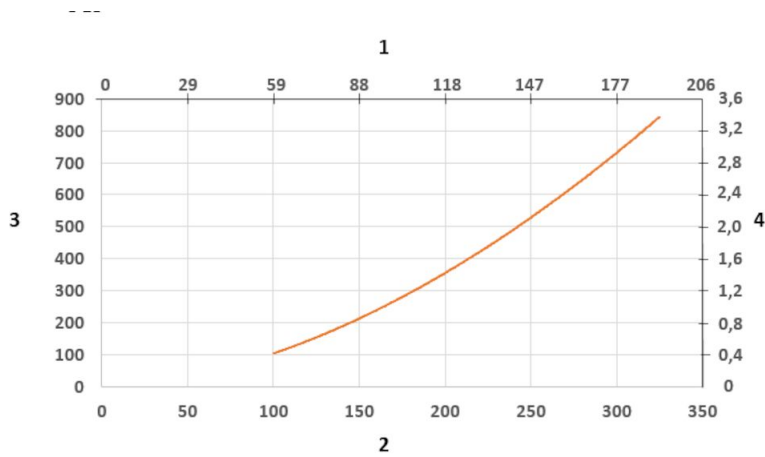
BenchTop Extraction Arm FX2 75 Original

Image	Description	Weight (kg)	Model
	FX2-ORIG-D75-L1100-Up-Low	3,2	70602344
	FX2-ORIG-D75-L1100-Up-PLUS	4,5	70602444
	FX2-ORIG-D75-L1100-Down-Low	3,2	70602544
	FX2-ORIG-D75-L1100-Down-Through	2,6	70602644
	FX2-ORIG-D75-L1500-Up-Low	3,4	70602744
	FX2-ORIG-D75-L1500-Up-PLUS	4,7	70602844
	FX2-ORIG-D75-L1500-Down-Low	3,4	70602944
	FX2-ORIG-D75-L1500-Down-Through	2,8	70603044

BenchTop Extraction Arm FX2 75 Original

	Accessory	Part No
	FX-Bracket kit-D50/75/100-L190. Complete mounting kit, with the classic bracket, 190 mm (7.48 inch) extension profile and associated parts, for mounting FX2 50/75/100 arms with 250mm from the vertical centre line of the arm to the wall	70501144
	FX2-Bracket kit-D50/75/100-L500. Complete mounting kit, with the classic bracket, 500mm (19.68 inch) extension profile and associated parts, for mounting FX2 50/75/100 arms on the ceiling .	70377042
	FX2-Wall BRKT kit-Flat-L190-White. Complete mounting kit, with flat wall bracket, 190 mm (7.48 inch) extension profile and associated parts, for mounting FX2 50/75/100 arms with 250mm from the vertical centre line of the arm to the wall.	70377043
	FX2-Wall-P BRKT kit-D50/75/100-L190. Complete mounting kit for mounting FX2 50/75/100 plus arms with 250 mm (9.84 inch) from the vertical centre line of the arm to the wall.	70377046
	FX2-Bench bracket kit-D50/75/100. Complete mounting kit for mounting FX2 50/75/100 arms on the bench edge.	70501444
	FX-Classic bracket-D50/75/100. The classic bracket should be used together with Cut2fit extension profile for mounting FX2 50/75/100 arms on the ceiling, wall, floor or on top of other horizontal surface.	70501244
	FX-Cut2fit extension-L1100. Cut2fit extension could be cut at any length and should be assembled together with the classic bracket for mounting FX2 50/75/100 arms on the ceiling or wall.	70501344
	FX-Cut2fit extension-L2200. Cut2fit extension could be cut at any length and should be assembled together with the classic bracket for mounting FX2 50/75/100 arms on the ceiling or wall.	70374600
	FX-Ceiling cover plate. Cover false/dropped ceiling openings caused by both extension profile and ducting.	70502644
	FX2-Ceiling cover plate-PLUS, Cover false/dropped ceiling opening caused by tube.	70377045
	FX-Combi hood-ORIGINAL-D50/75/100. Transparent combi hood, made of PET-G plastic, arms is designed to capture contaminants with low energy. It can be attached directly on minihood, irrespective of arm size. The ergonomics of handle design on both sides of the hood make it easier to maneuver.	70500144
	FX-Dome hood-ORIGINAL-D50/75/100. Transparent dome hood, made of PET-G plastic, is designed to capture high dispersion contaminants. It can be attached directly on minihood, irrespective of arm size. The ergonomics of handle design on both sides of the hood make it easier to maneuver.	70376982
	FX-Metal hood-ORIG/CHEM-D50/75/100. Powder coated white metal hood, made of aluminum, is designed to capture contaminants in high temperature, aggressive fume where corrosion resistance must be assured or dust splatter. It can be attached directly on minihood, irrespective of arm size.	70500444
	FX-Flange hood-ORIGINAL-D50/75/100. Transparent flange hood, made of PET-G plastic, is designed to maximize the capture zone without hinder objects on the bench or the user. It can be attached directly on minihood, irrespective of arm size.	70502844
	FX2-Duct connector-ORIG/CHEM-D100. Grey duct connector to ease the coupling of 100mm (4 inch) Alu duct to external 125mm (5 inch) ductwork. Please note all arms are already supplied with a duct connector as standard.	70377040
	FX2-AI duct-L1000-D75/100toD100. Aluminum duct with 100 mm (4 inch) diameter and 1000 mm (39.37 inch) length is designed to replace vertical ventilation duct above the swivel of FX2 75/100 arm. This is a good looking alternative to standard, ventilation duct.	70377058
	FX2-AI duct-L2000-D75/100toD100. Aluminum duct with 100 mm (4 inch) diameter and 2000 mm (78.74 inch) length is designed to replace vertical ventilation duct above the swivel of FX2 75/100 arm. This is a good looking alternative to standard, ventilation duct.	70377059
	FX-Hose-D75-L3000-Grey- Flexible hose in grey PVC with 75 mm (3 inch) diameter and 3000 mm (118.11 inch) length. It shall be used with hose support ring to connect hose to arm.	70377098
	FX-Hose-D100-L3000-Grey- Flexible hose in grey PVC with 100 mm (4 inch) diameter and 3000 mm (118.11 inch) length. It shall be used with hose support ring to connect hose to arm.	70377099
	FX2-Hose support ring-D75. Place into the 75 mm (3 inch) hose to support the connection between the hose and the duct connector of the arm. A must to connect the hose to arm.	70377067
	FX2-Hose support ring-D100. Place into the 100 mm (4 inch) hose to support the connection between the hose and the duct connector of the arm. A must to connect the hose to arm.	70377068

BenchTop Extraction Arm FX2 75 Original



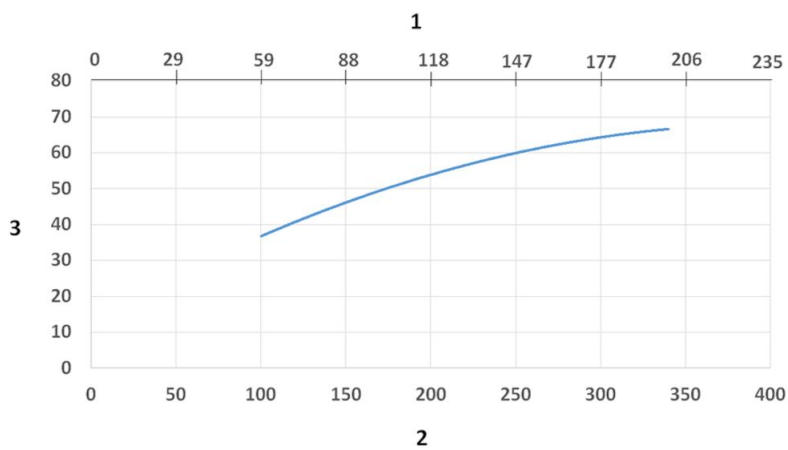
Pressure Drop diagram:

1) X- Axis: Air Flow Rate (cfm)

2) X- Axis: Air Flow Rate (m/h)

3) Y-Axis: Static Pressure Drop (Pa)

4) Y-Axis: Static Pressure Drop (in. wg.)



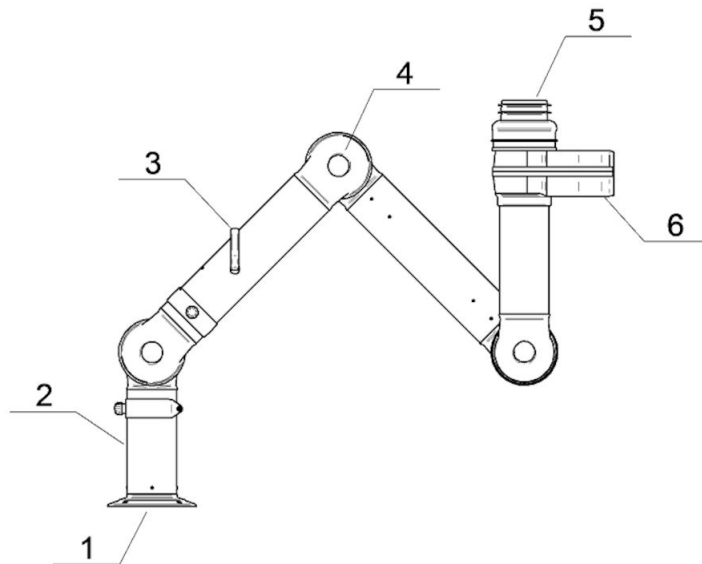
Sound Level diagram:

1) X- Axis: Air Flow Rate (cfm)

2) X- Axis: Air Flow Rate (m/h)

3) Y-Axis: Sound Pressure Level (dB (A))

BenchTop Extraction Arm FX2 75 Original



Material:

1) Flange: PP

2) Tubes: Aluminum, anodized 10 µm

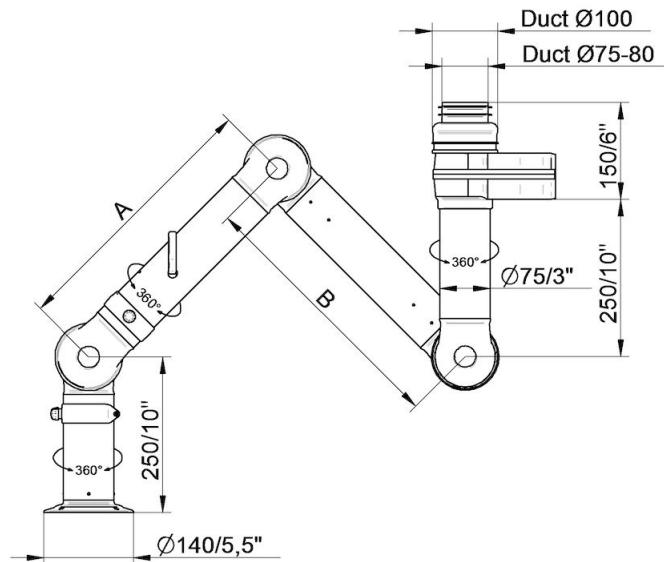
3) Damper adjustment handle: Aluminum, anodized 10 µm
Internal spring: Stainless steel
Damper blade: Conductive TP & PP plastic

4) Joints: PP with glass fibre reinforcement
Plastic rings: PP with glass fibre reinforcement
Axial locking rings: PP with glass fibre reinforcement
Adjustment knobs: PA & EDS plastic
Threaded shaft inside joints: Stainless Steel

5) Duct connector: EPDM Rubber

6) Swivel: Aluminum, powder coating
Rivets: Aluminum
Bearings swivel: PP plastic with glass fibre reinforcement

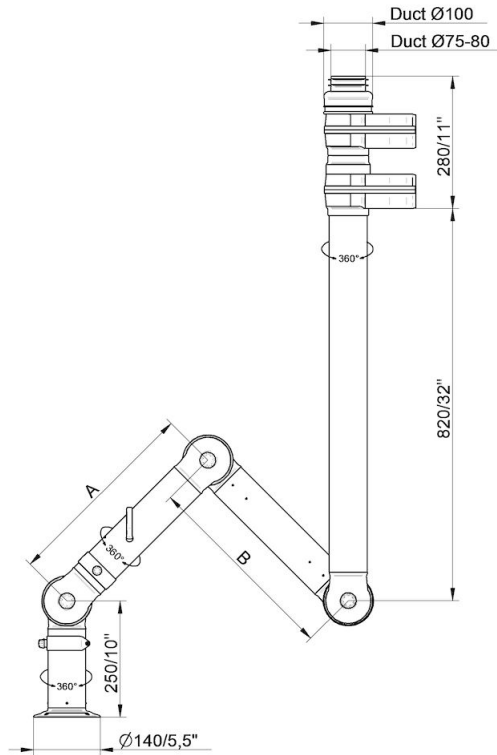
BenchTop Extraction Arm FX2 75 Original



- FX2-ORIG-D75-L1100-Up-Low
Part number: 70602344
Max. working radius: 1090 mm (42,9 in)
A: 420 mm (16,5 inch)
B: 420 mm (16,5 inch)

- FX2-ORIG-D75-L1500-Up-Low
Part number: 70602744
Max. working radius: 1450 mm (57,1 in)
A: 500 mm (19,7 in)
B: 700 mm (27,5 in)

BenchTop Extraction Arm FX2 75 Original



FX2-ORIG-D75-L1100-Up-PLUS

Part number: 70602444

Max. working radius: 1090 mm (42,9 in)

A: 420 mm (16,5 in)

B: 420 mm (16,5 in)

• FX2-ORIG-D75-L1500-Up-PLUS

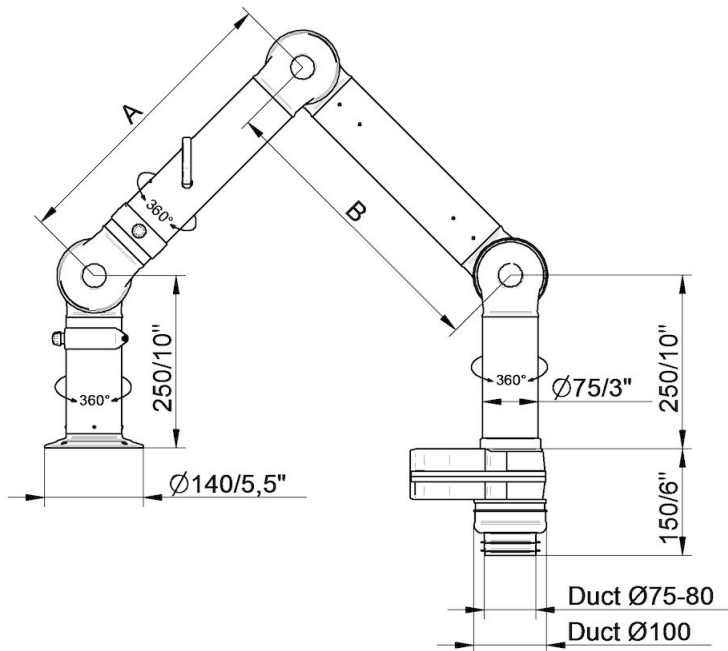
Part number: 70602844

Max. working radius: 1450 mm (57,1 in)

A: 500 mm (19,7 in)

B: 700 mm (27,5 in)

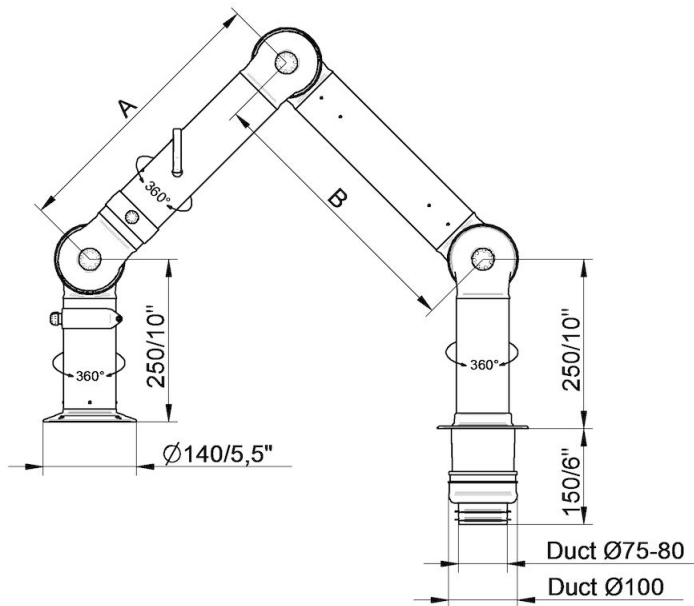
BenchTop Extraction Arm FX2 75 Original



- FX2-ORIG-D75-L1100-Down-Low
Part number: 70602544
Max. working radius: 1090 mm (42,9 in)
A: 420 mm (16,5 in)
B: 420 mm (16,5 in)

- FX2-ORIG-D75-L1500-Down-Low
Part number: 70602944
Max. working radius: 1450 (57,1 in)
A: 500 mm (19,7 in)
B: 700 mm (27,5 in)

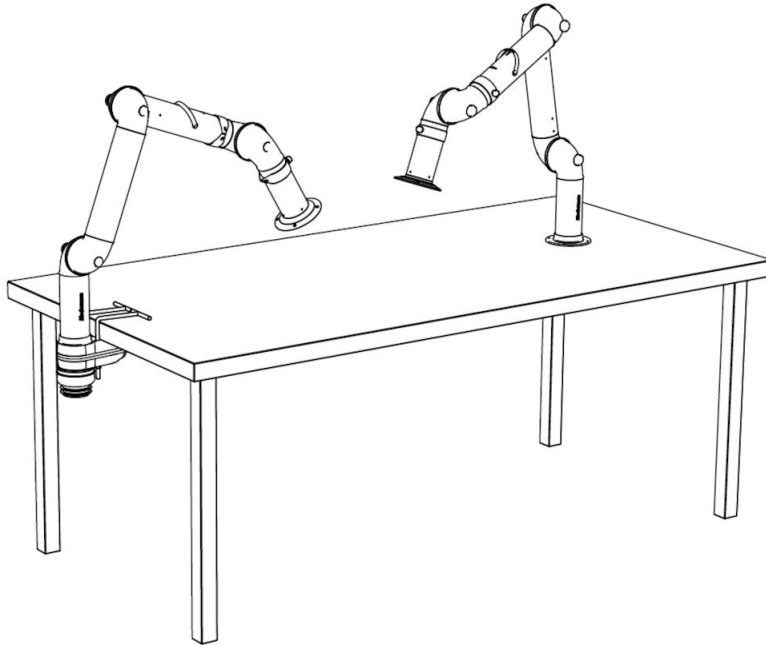
BenchTop Extraction Arm FX2 75 Original



- FX2-ORIG-D75-L1100-Down-Through
Part number: 70602644
Max. working radius: 1090 mm (42,9 in)
A: 420 mm (16,5 in)
B: 420 mm (16,5 in)

- FX2-ORIG-D75-L1500-Down-Through
Part number: 70603044
Max. working radius: 1450 mm (57,1 in)
A: 500 mm (19,7 in)
B: 700 mm (27,5 in)

BenchTop Extraction Arm FX2 75 Original



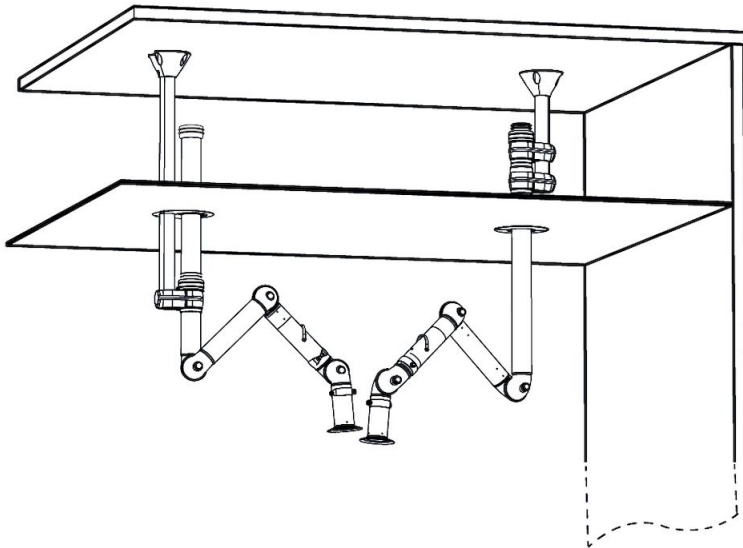
Bench mounting examples:

Left: FX2-Down-Low arm with following accessories:

-FX2-Bench bracket kit-D-50/75/100

Right: FX2-Down-Through arm

BenchTop Extraction Arm FX2 75 Original



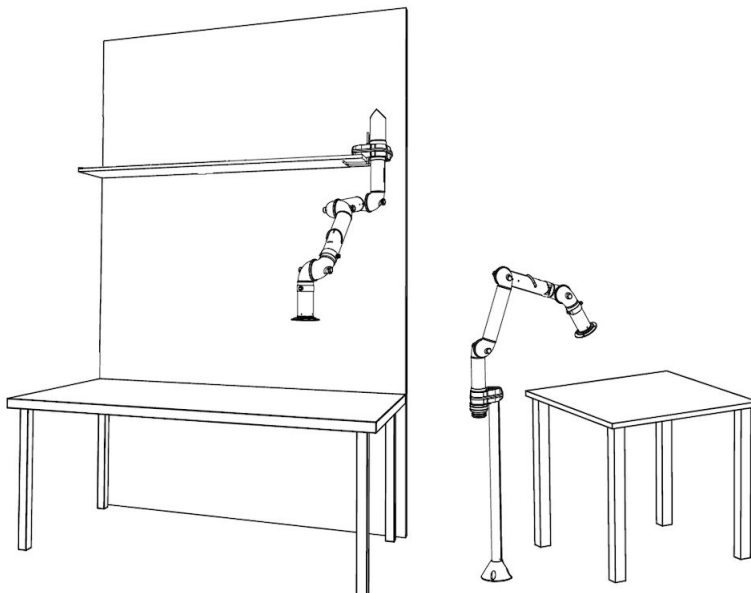
Ceiling mounting example:

Left: FX2-Up-Low arm with following accessories:

- FX-Classic bracket
- FX-Cut2fit extension-L1100
- FX2-Alu duct
- FX2-Duct connector-ORIG/CHEM-D100
- FX-Ceiling cover plate

Right: FX2-Up-PLUS arm with following accessories:

- FX2-Bracket kit-D-50/75/100-L500
- FX2-Ceiling cover plate-PLUS



Other mounting examples:

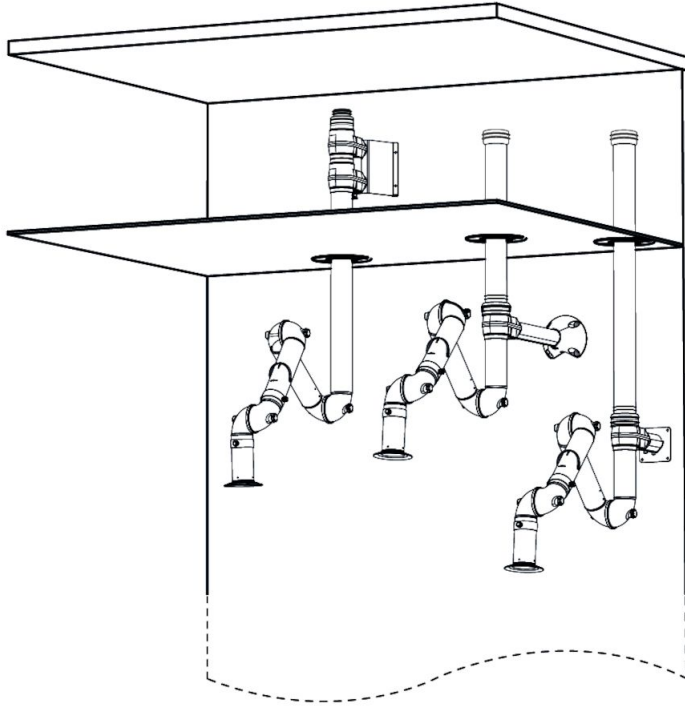
Left: Shelf mounting with FX2-Up-Low arm and following accessories:

- FX2-Bench bracket kit

Right: Floor mounting with FX2-Up-Low arm and following accessories:

- FX-Classic bracket
- FX-Cut2fit extension-L1100

BenchTop Extraction Arm FX2 75 Original



Wall mounting examples:

Left: FX2-Up-PLUS arm with following accessories:

- FX2-Wall-P BRKT kit-D-50/75/100-L190
- FX2-Ceiling cover plate-PLUS

Middle: FX2-Up-Low arm with following accessories:

- FX2-Bracket kit-D-50/75/100-L500
- FX2-Ceiling cover plate-PLUS
- FX2-Alu duct
- FX2-Duct connector-ORIG/CHEM-D100

Right: Up-Low arm with following accessories:

- FX2-Wall BRKT kit-Flat-L190-White
- FX2-Ceiling cover plate-PLUS
- FX2-Alu duct
- FX2-Duct connector-ORIG/CHEM-D100