





Remote Vision Systems

High-Resolution, Low Glare Welding Arc Viewing



AMI's state-of-the-art Active-Filter Vision System provides the industry's best and most flexible welding arc monitoring and recording system. Suitable for a wide range of applications, it is easily adaptable to non-AMI welding equipment or for retrofits, with options to suit every need.




► Available as an integrated upgrade with most AMI weld heads, or as a stand-alone, turn-key package.

FEATURES

- Multiple camera configurations
- Water cooling
- Illumination (optional)
- Picture-recording (optional)



Leading



Trailing



Standard Camera Systems

At the heart of the AMI Vision Systems is the special, active-filter camera assembly.

The basic AMI arc viewing camera system consists of:

- Camera Assembly
- Camera Amplifier/Controller
- Video Monitor
- Lighting
- Cabling (video and water cooling)
- Optional extension cables (video and water cooling)




HIGH-RESOLUTION ACTIVE-FILTER VISION SYSTEM

● CAMERA ASSEMBLY ●

Each camera assembly contains:

- A solid state CCD camera with a specific geometry for the receiver chip
- Optics that filter specific light frequencies from the arc view
- An optical lens system to magnify the picture and to set the viewing width and focal length
- A water cooled housing for camera cooling from radiant heat
- A series of lens and mirror assemblies and housing to achieve the best view angle and camera position required for the job



A variety of lens assembly configurations are available.

- ▶ Because the AMI optical system uses an active light filtering technique there are no additional controls or interfaces required between the camera system and the welding equipment.
- ▶ The automatic electronic shutter speed control used in the video camera automatically compensates for the light intensity differences between the welding and non welding modes.

● CAMERA SYSTEMS ●

Many different cameras are available for a wide variety of applications.

Selection of the best camera for a specific job depends on several points:

- The relationship between the torch and the camera assembly mounting position
- The required width of the view
- Shielding gas type
- Clearances in the weld zone and torch area

Remote DV Vision System with
Model 415 Power Supply and
Model 52 Weld Head ▶



The Global Welding Company

*For further information please visit our website
or contact us at 1-818-896-9556*



Dynamic. Growing. Integrated.



www.arcmachines.com

www.theglobalweldingcompany.com

HEADQUARTERS

Arc Machines, Inc.

10500 Orbital Way
Pacoima, CA 91331 U.S.A.
Tel: +1 / 818 / 896 / 9556
Fax: +1 / 818 / 890 / 3724
sales@arcmachines.com

SOUTHWEST OFFICE

Arc Machines, Inc.

10650 Haddington Drive
Houston, TX 77043 U.S.A.
Tel: +1 / 818 / 896 / 9556
Fax: +1 / 818 / 890 / 3724
sales@arcmachines.com

GERMAN OFFICE

Arc Machines GmbH

Markelsbach 2
D-53804 Much, Germany
Tel: +49 / 2245 / 91680
Fax: +49 / 2245 / 916868
sales@arcmachines.de

UK OFFICE

Arc Machines UK Limited

11 Low March
Daventry, NN11 4SD, UK
Tel: +44 / 1327 / 879606
Fax: +44 / 1327 / 315034
sales@arcmachines.co.uk

INDIA OFFICE

AMI India Pvt. Ltd.

G O Square, "B" Building,
1st Floor, Aundh - Hinjewadi
Road, Wakad
Pune - 411033 MH, India
Tel: +91 / 90110 / 24331
sales@arcmachines.com